





Rotary Attachments Compatibilities

Rotary Attachment	Rotary Attachment(For xTool M1&Laserbox Rotary)	Rotary Attachment in D1 Basic & D1 Bundle	RA2 Pro (for M1)	RA2 Pro (for D1)
Image				
D1	<p>○ Need a diy_Rotary Attachment connector supporting connect to D1 EW010176000</p>	<p>✓</p>	<p>○ Need a diy_Rotary Attachment connector supporting connect to D1 EW010176000</p>	<p>✓</p>
D1 Pro	<p>○ Need a diy_Rotary Attachment connector supporting connect to D1 EW010176000</p>	<p>✓</p>	<p>○ Need a diy_Rotary Attachment connector supporting connect to D1 EW010176000</p>	<p>✓</p>

M1 (with 2mm bottom board)	√	○ Need a terminal connector supporting connect to M1 EW010154000	○ Need RA2 Pro Risers (4pcs) P5010152	○ 1. Need a terminal connector supporting connect to M1 EW010154000 2. Need RA2 Pro Risers (4pcs) P5010152
M1 (with 3mm bottom board)	√	○ Need a terminal connector supporting connect to M1 EW010154000	√	○ Need a terminal connector supporting connect to M1 EW010154000
Laserbox Rotary	√	○ Need a terminal connector supporting connect to M1 EW010154000	×	×

Note:
“√” means support directly;
“○” means it can be supported with using some additional parts;
“×” means it is totally not supported.